



**Seminario di assistenza tecnica alla gestione dei progetti approvati
Erasmus+ Azione KA2 – Partenariati Strategici – Ambito VET
Invito 2019**

Roma, 18 Novembre 2019

Piattaforma dei risultati dei progetti Erasmus+ (EPRP)

Relatore: Francesca Trani

ad oggi

145.473 Progetti
Erasmus+

ma
anche

11908
Buone
Prassi



555
Storie di
successo

Perchè si usa?

*Condividere
i risultati*

Essere visibili

*Per trovare
nuovi partner*

*Ispirare e
essere
ispirati*



Come ti colleghi?

<https://ec.europa.eu/programmes/erasmus-plus/projects/>

European Commission | English EN SEARCH

European Commission > Erasmus+ > Search projects >

Erasmus+

Search projects Login Contact us Frequently Asked Questions Feedback Legal issues Projects overview

ERASMUS+ PROJECT RESULTS

Enriching lives, opening opportunities

Search for projects Search for results Click here to open advanced search

2017-1-IT01-KA102-005991 Search

1 PROJECTS FOR KEYWORD: 2017-1-IT01-KA102-005991



Quali informazioni trovi?

Sintesi e risultati dei progetti KA2

Sintesi dei progetti KA1 e KA3

Il mio progetto è nella Piattaforma?

Sintesi

- **Automaticamente da EplusLink** dopo *contrattualizzazione*
- **Aggiornamento da EplusLink a *Rapporto Finale***

Risultati

- **On line dopo valutazione finale e validazione AN (obbligatorio)**

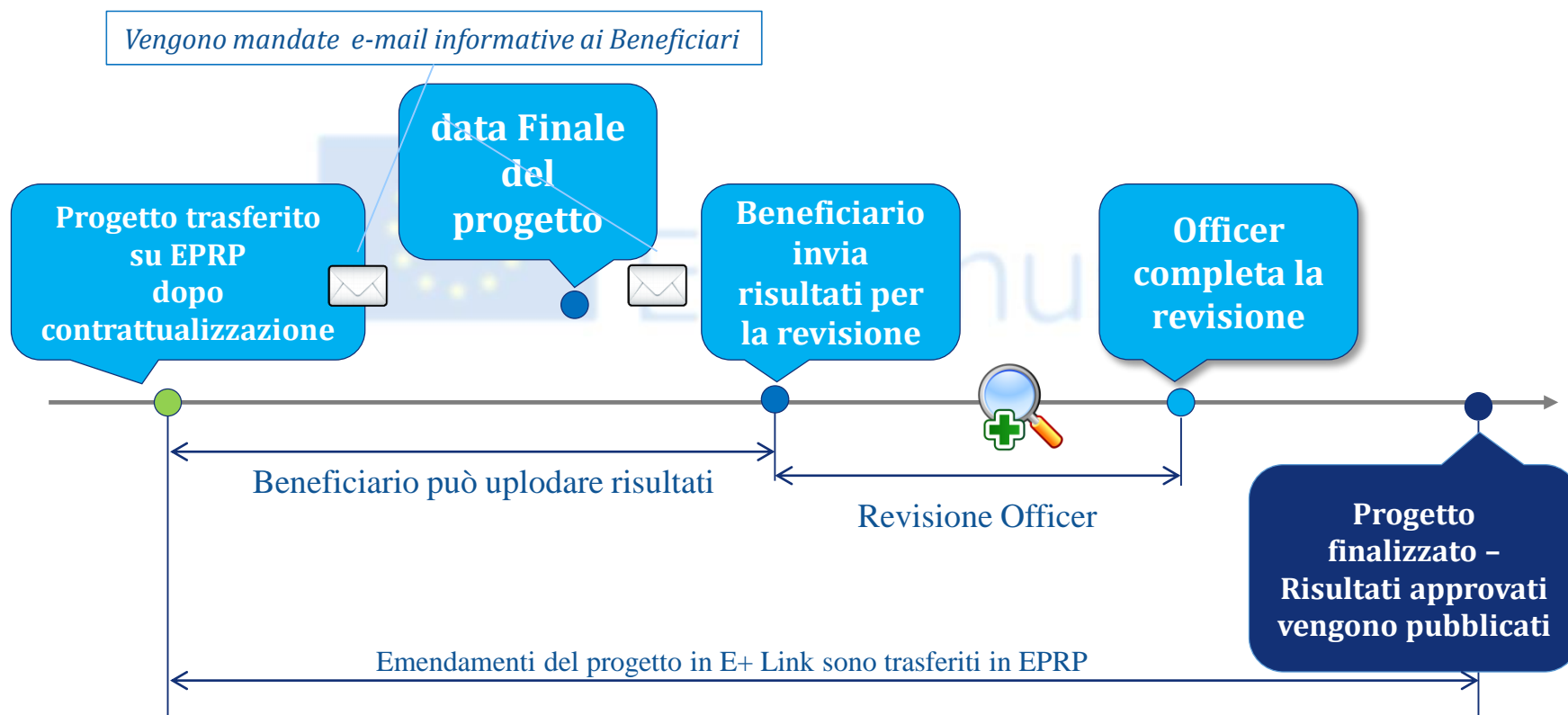
Per una sintesi di qualità?

- **Fornire informazioni sintetiche su:** contesto; obiettivi; destinatari; partenariato; attività di mobilità
- **Presentare i contenuti** dando risalto agli elementi più importanti, presentati in modo accattivante, evitando lungaggini e ridondanze
- **Descrivere il progetto**, mettendosi dalla parte di chi legge e vuole comprendere le info salienti sul progetto immediatamente

Assicurare un'ottima qualità lingua inglese
(livello madrelingua)

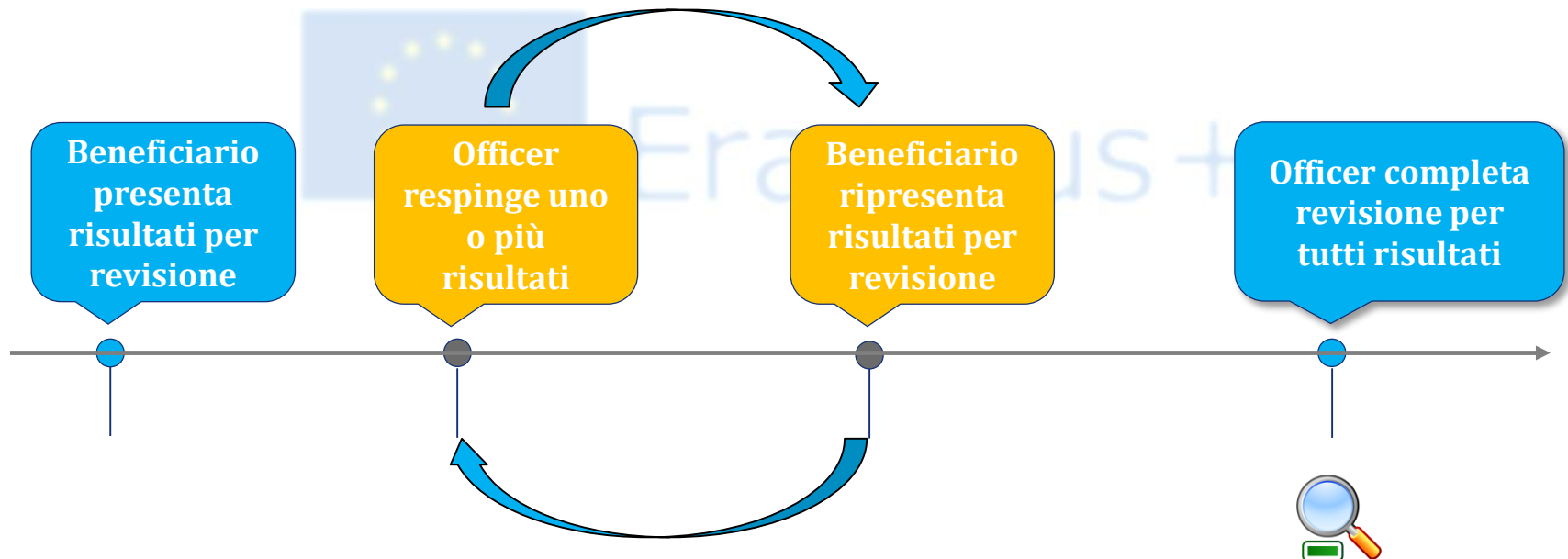


Come presento i prodotti?





Se respinti?





Cosa uploadare nella Piattaforma?

- **Occorre** uploadare tutti gli output dei Progetti KA2 nelle lingue indicate nel formulario di candidatura
- **Descrivere** l'output in lingua inglese indipendentemente dalla lingua in cui questo è prodotto
- **Uploadare** i prodotti/risultati ritenuti aggiuntivi di utilità per la comunità Erasmus+
- **Non Uploadare** le agende dei meeting tra partner, foto e video dei meeting di coordinamento e le registrazioni di conferenze
- **Uploadare e inviare in revisione** tutti i prodotti/risultati prima della consegna del Final Report

Risultati rilevanti

Prodotti	Risultati
Siti Web, Piattaforme on line/MOOCs	Scambi di idee e buone prassi
Rapporti, compresi Rapporti di eventi/sessioni formative, Libri e Cataloghi, Studi	Risultati di esperienze individuali
Nuove metodologie/Tecniche (nell'ambito ICT)	Creazione di reti di partenariato
Leaflet	Condivisione della conoscenza
Foto e Video (esclusi quelli dei meeting di coordinamento)	Nuove/migliori competenze
Applicativi Cellulare	Valutazione, riconoscimento e certificazione dell'apprendimento non formale ed informale
Kit di strumenti	-
Guide, Tutorials	-
Curricula comuni, Programmi di formazione, Materiale formativo	-
Corsi on line/Moduli	-
Memoranda of Understanding	-
Applicazioni di sistemi di assicurazione di qualità	-



Funzionamento Pagina beneficiario



Accesso alla tua pagina

The screenshot shows the EU Login interface. At the top left, it says "EU Login" and "One account, many EU services". Below that, there's a header for "education_culture re" and a "Sign in to" button. The main content area shows a "Welcome back" message for user "f.trani@isfol.it (External)". There is a "Password" field, a "Lost your password?" link, and a "Choose your verification method" dropdown menu currently set to "Password". Below the dropdown is a computer icon and a "Sign in" button. At the bottom, there's a message "Easy, fast and secure: download the EU Login app" with links to the App Store, Google Play, and Microsoft. A large green callout bubble on the right contains the text: "Inserisci il tuo EU Login Fornite per accedere Mobility Tool".



Ecco la pagina




Lista progetti
di cui sei
responsabile

Manage
Personal Data

EDIT

Erasmus+ Beneficiary's Dashboard

Project List

Identifier	Title	Status	Key Action	Action Type	
2014-2-LT02-KA347-003780_1	Democracy through Dialogue not Conflict	Available for submission after all results uploaded	Support for policy reform	Dialogue between young people and policy makers	  

< prev 1 next > for 1 project(s)

Site Links

- [Erasmus+ Dissemination Platform](#)
- [Frequently Asked Questions](#)
- [Helpdesk Information](#)
- [Terms and Conditions](#)
- [Video Tutorial for Beneficiaries](#)



Status progetto 1/2

EAC Dissemination Platform
Erasmus+ Beneficiary's Dashboard Site

Project List

Identifier	Title	Status	Key Act
	Higher education student and staff mobility project	Available for submission after all results uploaded	Le Individ...
	e-Platforma UEK (Moodle)	Open for uploading results	Cooperation, innovation and exchange of good practice
		Open for uploading results	Cooperation for innovation and the exchange of good practice

Useful Links

- [Dissemination Platform Erasmus+ entry page](#)
- [Frequently Asked Questions](#)
- [Helpdesk information](#)
- [Terms and Conditions](#)
- [Video tutorial for Project Beneficiaries](#)


< prev 1 next > for 3 project(s)


Puoi verificare l'attuale status dei tuoi progetti

Lo status varia a conclusione del progetto



Status progetto 2/2


EAC Dissemination Platform
f63b014 . ▾


Erasmus+ Beneficiary's Dashboard Site
Dashboards ▾

Project List

Identifer	Title	Status	Key Action
2014-1-FR01-KA103-TRAINING-000207	Higher education student and staff mobility project	Available for submission after all results uploaded	Learning Individ...
2014-1-FR01-KA200-TRAINING-008565	Harvesting with Marteloscope Methodology in a European Ring	Open for uploading results	
2015-1-FR01-KA202-TRAINING-013192	e-Platforma UEK (Moodle)	Open for uploading results	in ex... pract...

Useful Links

- [Dissemination Platform Erasmus+ entry page](#)
- [Frequently Asked Questions](#)
- [Helpdesk information](#)
- [Terms and Conditions](#)
- [Video tutorial for Project Beneficiaries](#)

Fino alla data conclusiva lo status sarà Open for uploading results



Gestione dei tuoi dati personali



Personal Data Management

Project details

Identifier: 2014-2-LT02-KA347-003780_1
Title: Democracy through Dialogue not Conflict

Coordinating Organisation

Asociacija "Aktyvus Jaunimas"

I consent that the following contact person details, marked with "1", will be published in the project website.

Name: Gediminas Kondrackis

Yes No

Yes No

Yes No

Yes No

Dati pubblicati senza intervento Officer

Assenzo pubblicazione dati personali

Partner - Board of European Students of Technology - Europska rada studentov technickyh univerzit (BEST)

Partner - CREATORII

Partner - Associazione "In Progress" Calabria

Partner - European Diplomats' Association

Save Go Back



Scheda del tuo progetto

European Commission

EAC Dissemination

Project Information

Project Details Results

Project Number: *
2015-1-FR01-KA202-TRAINING-013192

Title:
e-Platforma UEK (Moodle)

End date:
1/9/2017
DD/MM/YYYY

URL:

LOGO
Upload logo

Save Cancel

Save & Submit Go Back



Aggiungi i risultati

Clicca su
Results

European Commission

Project Information

Project Details Results

Project Number: *
2015-1-FR01-KA202-TRAINING-013192

Title:
e-Platforma UEK (Moodle)

End date:
1/9/2017
DD/MM/YYYY

URL:
http://www.ec.europa.eu/programmes

Remove logo

Save Cancel

Save & Submit Go Back



Nuovo risultato

Clicca
su Add
Results

Project Information

Project Details Results

< prev next > for 0 result(s)

Title	Description	Files
No records found.		

Add Result

You need to select a result to display its attachments

No records found.

Save Cancel

Save & Submit Go Back



Descrivi il risultato

EAC Dissemination Platform

European Commission

Project Information

Project Details | Results

Add result

Title: *
Maximum characters size: 256

Description: *
Maximum characters size: 1000

Save Cancel

Save & Submit Go Back

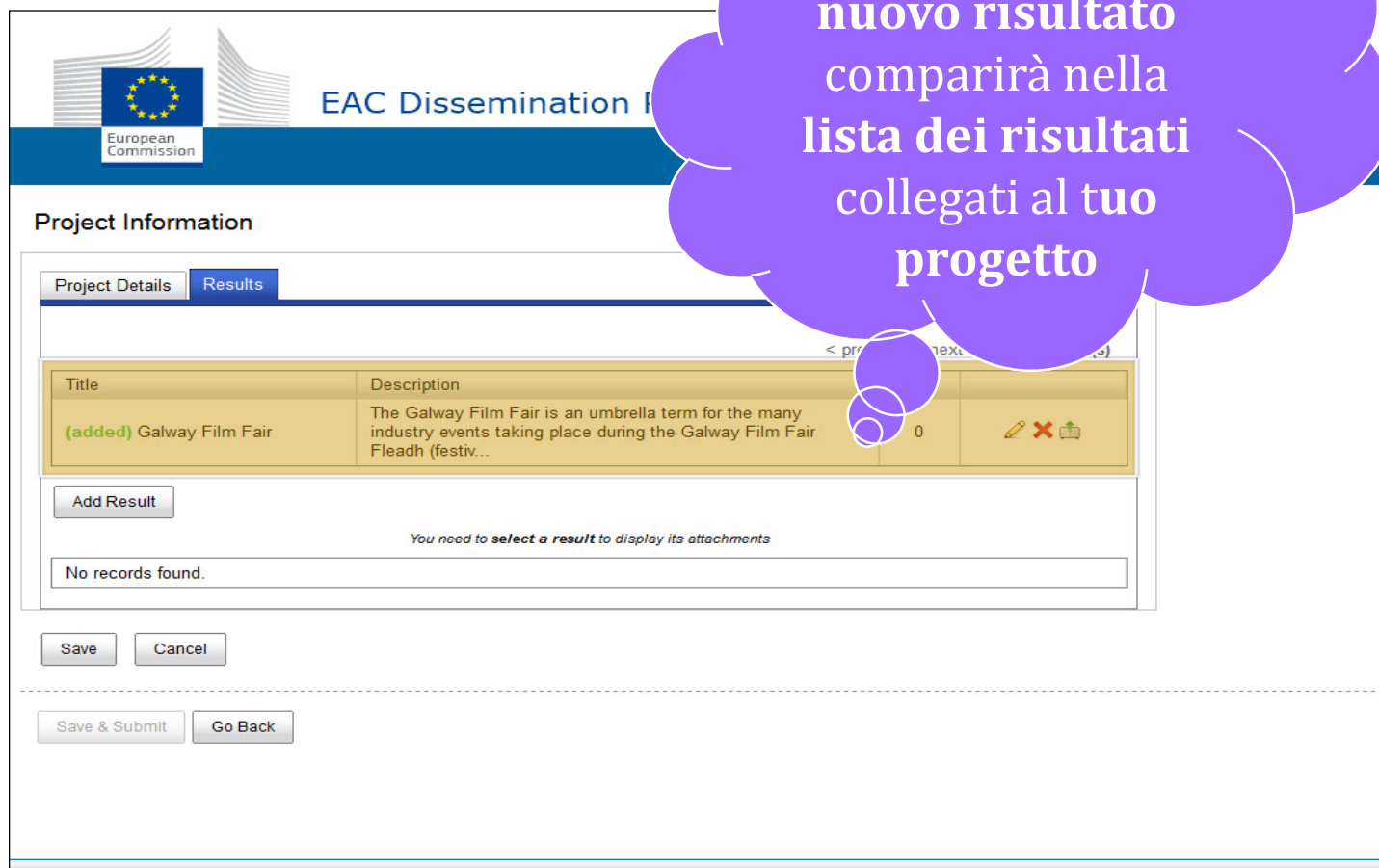
Save Cancel

Digita il Titolo e fornisci una descrizione del risultato, in lingua inglese



Salva il risultato

Clicca su Save e il nuovo risultato comparirà nella lista dei risultati collegati al tuo progetto



The screenshot shows the 'EAC Dissemination Platform' interface. At the top, there is a header with the European Commission logo and the text 'EAC Dissemination Platform'. Below this is a 'Project Information' section with two tabs: 'Project Details' and 'Results'. The 'Results' tab is active, displaying a table with one row of results. The table has columns for 'Title', 'Description', and 'Attachments'. The row contains the text '(added) Galway Film Fair', a description of the event, and a count of '0' attachments. Below the table is an 'Add Result' button and a message: 'You need to select a result to display its attachments'. At the bottom of the interface, there are buttons for 'Save', 'Cancel', 'Save & Submit', and 'Go Back'.

Title	Description	Attachments
(added) Galway Film Fair	The Galway Film Fair is an umbrella term for the many industry events taking place during the Galway Film Fair Fleadh (festiv...	0



Agisci sui risultati

The screenshot shows the EAC Dissemination Platform interface. At the top, there are logos for the European Commission and the Ministry of Labour and Social Policies, along with the text 'EAC Dissemination Platform' and 'Dashboards'. A user ID 'f63b014' is visible in the top right. The main content area is titled 'Project In' and contains a table of project results. A large blue callout box with white text is overlaid on the table, with a blue arrow pointing to the file management icons. The text in the callout box reads: 'Clicca rispettivamente sulle icone modifica, cancella e allega file'. The table shows a 'Files' column with two rows, each containing three icons: a pencil (edit), a red X (delete), and a folder (upload).

**Clicca
rispettivamente
sulle icone
modifica,
cancella e allega
file**



Seleziona gli allegati

The screenshot shows the 'EAC Dissertations' web application. The top header includes the European Commission logo and the text 'EAC Dissertations'. Below this is a 'Project Information' section with tabs for 'Project Details' and 'Results'. The 'Project Details' tab is active, showing a 'Title' field with the text '[added] New audiences creations' and an 'Add Result' button. Below that is a 'Name' field with the text 'No records found.' At the bottom of the page are buttons for 'Save', 'Cancel', 'Save & Submit', and 'Go Back'. A large orange callout bubble is overlaid on the right side of the interface, containing the text: 'Puoi selezionare caricare i file direttamente dal tuo PC'. An arrow points from the bubble to the 'Upload File(s)' button at the bottom of the main content area.

Puoi selezionare caricare i file direttamente dal tuo PC



Limita gli allegati

1 allegato per
prodotto (MAX.
100 MB)

EAC Dissemination Platform

Projects Erasmus+

Name	Date modified
Logos	04/05/2015 12:02
Report on female unemployment in Euro...	04/05/2015 12:01
Video tutorial on online language learnin...	04/05/2015 12:01

File name: Video tutorial on online language learnin... All Allowed Types

Op Cancel



Validazione AN

European Commission

EAC Dissemination Platform

f63b014

Erasmus+ Beneficiary's Dashboard Site
Dashboards

Title	Status	Key Action	Action Type	
Harvesting with Marteloscope Methodology in a Europe Ring	Open for uploading results	Cooperation for innovation and the exchange of good practice	Strategic Partnerships addressing more than one field	
Higher Education	Available for submission after all results uploaded	Learning Mobility of Individuals	Higher education student and staff mobility	
	Open for uploading results	Cooperation for innovation and the exchange of good practice	Strategic Partnerships for vocational education and training	

[< prev](#) **1** [next >](#) for 3 project(s)

[Helpdesk information](#)

[Terms and Conditions](#)

[Video tutorial for Project Beneficiaries](#)

Alla data conclusiva lo status del progetto varia da **Open for uploading results** a **Available for submission after all results uploaded** ed è attivato il tasto **Save & Submit**





Esempio

Vedi un progetto Available for submission after all results uploaded

EAC Dissemination				
Erasmus+ Beneficiary's Dashboard				
ID	Title	Status	Activity	Dissemination Type
0-TRAINING-008565	Harvesting with Marteloscope Methodology in a European Ring	Open for uploading results	Cooperation for innovation and the exchange of good practice	Strategic Partnership addressing more than one field
3-TRAINING-000207	Higher education student and staff mobility project	Available for submission after all results uploaded	Learning Mobility of Individuals	Higher education student and staff mobility
2-TRAINING-013192	e-Platforma UEK (Moodle)	Open for uploading results	Cooperation for innovation and the exchange of good practice	Strategic Partnership for vocational education and training

< prev 1

[Go to Erasmus+ entry page](#)

[Questions](#)

[Select Beneficiaries](#)



Save & Submit attivati

Project Information

Project Details

Project Number: *
2014-1-FR01-KA103

Title:
Higher education stud

End date:
30/4/2015
DD/MM/YYYY

URL:
http://www.ec.europa.eu/program

Save Cancel

Save & Submit Go Back

Il tasto Save & Submit è attivo, data conclusiva raggiunta



Invio per validazione

EAC Dissemination

European Commission

Project Information

Project Details Results

Title	Description
(added) Audiovisual industry	It's egalitarian approach to introducing professionals, advanced in their fields of work, with both new and established talent, in an intimate environment, allows for maximum receptivity.

Add Result

Attachments for selected result:

Name	Type
(added) Erasmus+ video demo song.mp3	audio/x-mpeg
(added) VIDEO.mp4	video/mp4
(added) Report on female unemployment in Europe.pdf	application/pdf

Save Cancel

Save & Submit Go Back

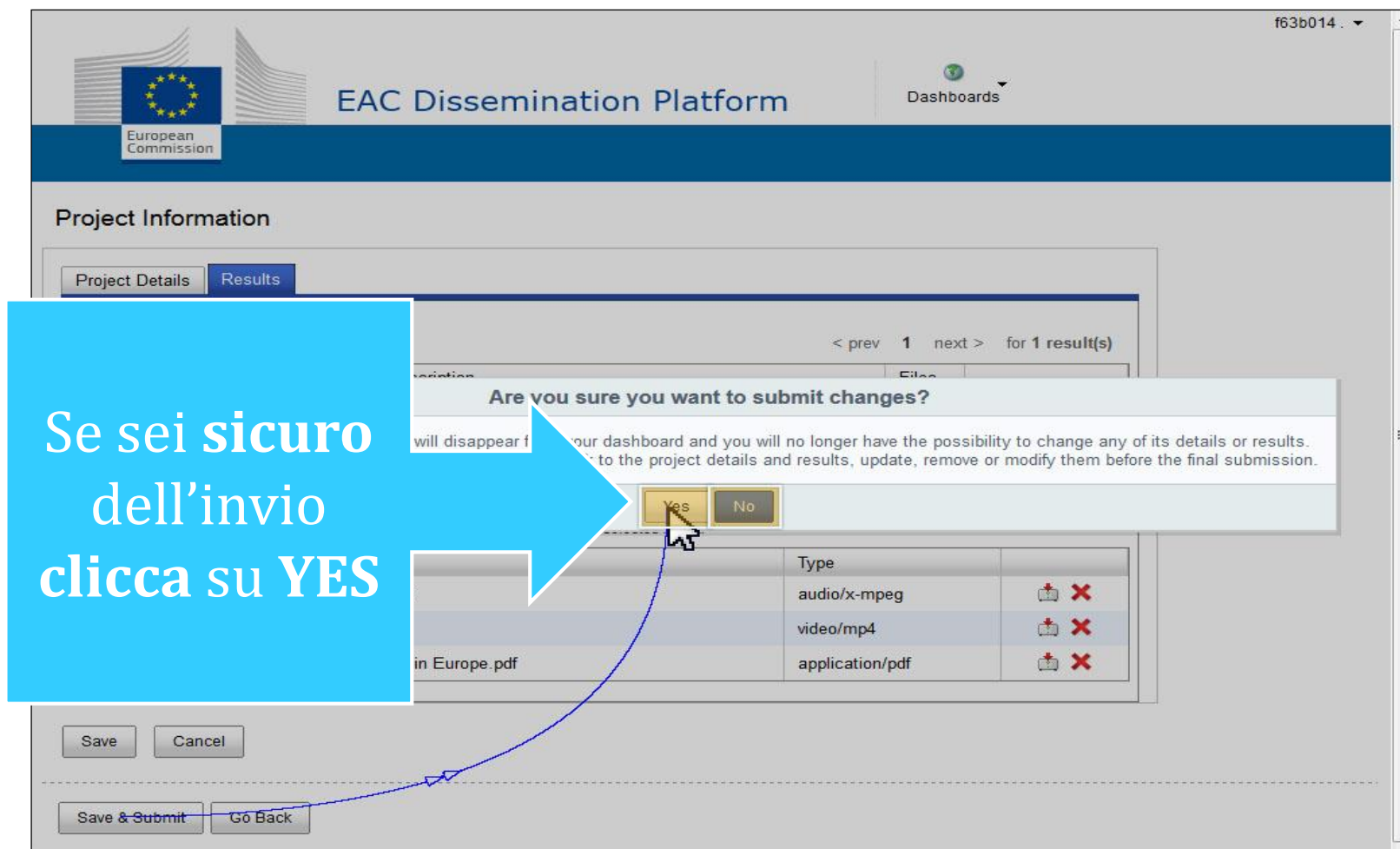
Ora puoi inviare la richiesta di validazione al responsabile del progetto

It's egalitarian approach to introducing professionals, advanced in their fields of work, with both new and established talent, in an intimate environment, allows for maximum receptivity.

Cliccando
su Save &
Submit






Invio definitivo



The screenshot shows the EAC Dissemination Platform interface. At the top, there is a header with the European Commission logo and the text "EAC Dissemination Platform". Below this, there is a "Project Information" section with tabs for "Project Details" and "Results". A confirmation dialog box is displayed in the center, asking "Are you sure you want to submit changes?". The dialog box contains the text: "will disappear from your dashboard and you will no longer have the possibility to change any of its details or results. To return to the project details and results, update, remove or modify them before the final submission." There are two buttons: "Yes" and "No". A blue arrow points from a text box on the left to the "Yes" button. Below the dialog box, there is a table with columns for "Type" and "File". The table contains three rows: "audio/x-mpeg", "video/mp4", and "application/pdf". Each row has a red "X" icon next to it. At the bottom of the interface, there are buttons for "Save", "Cancel", "Save & Submit", and "Go Back".

Se sei sicuro
dell'invio
clicca su YES

Type	File
audio/x-mpeg	
video/mp4	
application/pdf	



Comunicazione AN



The screenshot shows the 'EAC Dissemination Platform' interface. At the top, there are logos for the European Commission and the EAC. The main content area is titled 'Project List' and contains a table with two rows of project data. A large purple callout bubble is overlaid on the table, containing the text: 'Dopo la verifica riceverai una comunicazione di esito dall'AN'. Below the table, there is a 'Useful Links' section with several links and icons.

Identifier	Title	Project Description	Actions
2014-1-FR01-KA200-TRAINING-008565	Harvard Marten Methodology European Ring	Strategic Partnerships involving more than 100 partners	
2015-1-FR01-KA202-TRAINING-013192	e-Platforma UEK (Moodle)	Exchange of good practice	

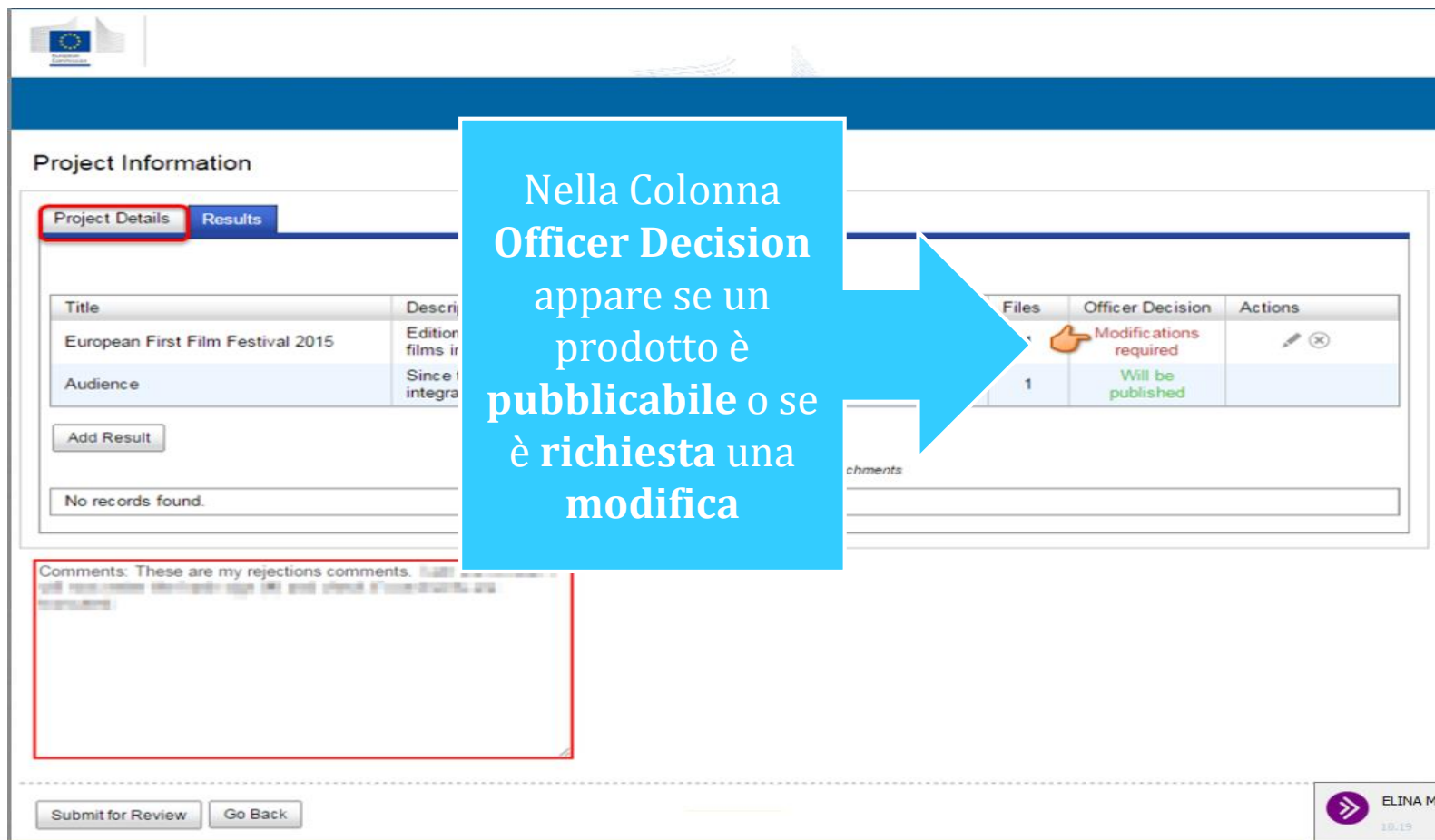
< prev 1 next > for 2 project(s)

Useful Links

- [Dissemination Platform Erasmus+ entry page](#)
- [Frequently Asked Questions](#)
- [Helpdesk information](#)
- [Terms and Conditions](#)
- [Video tutorial for Project Beneficiaries](#)





Officer decision



The screenshot shows the 'Project Information' section of the Erasmus+ portal. A red box highlights the 'Project Details' tab. Below it, a table lists project results. The 'Officer Decision' column shows 'Modifications required' (with a thumbs-down icon) and 'Will be published' (with a thumbs-up icon). A blue callout box with an arrow points to the 'Modifications required' status.

**Nella Colonna
Officer Decision
appare se un
prodotto è
pubblicabile o se
è richiesta una
modifica**

Files	Officer Decision	Actions
1	Modifications required Will be published	 

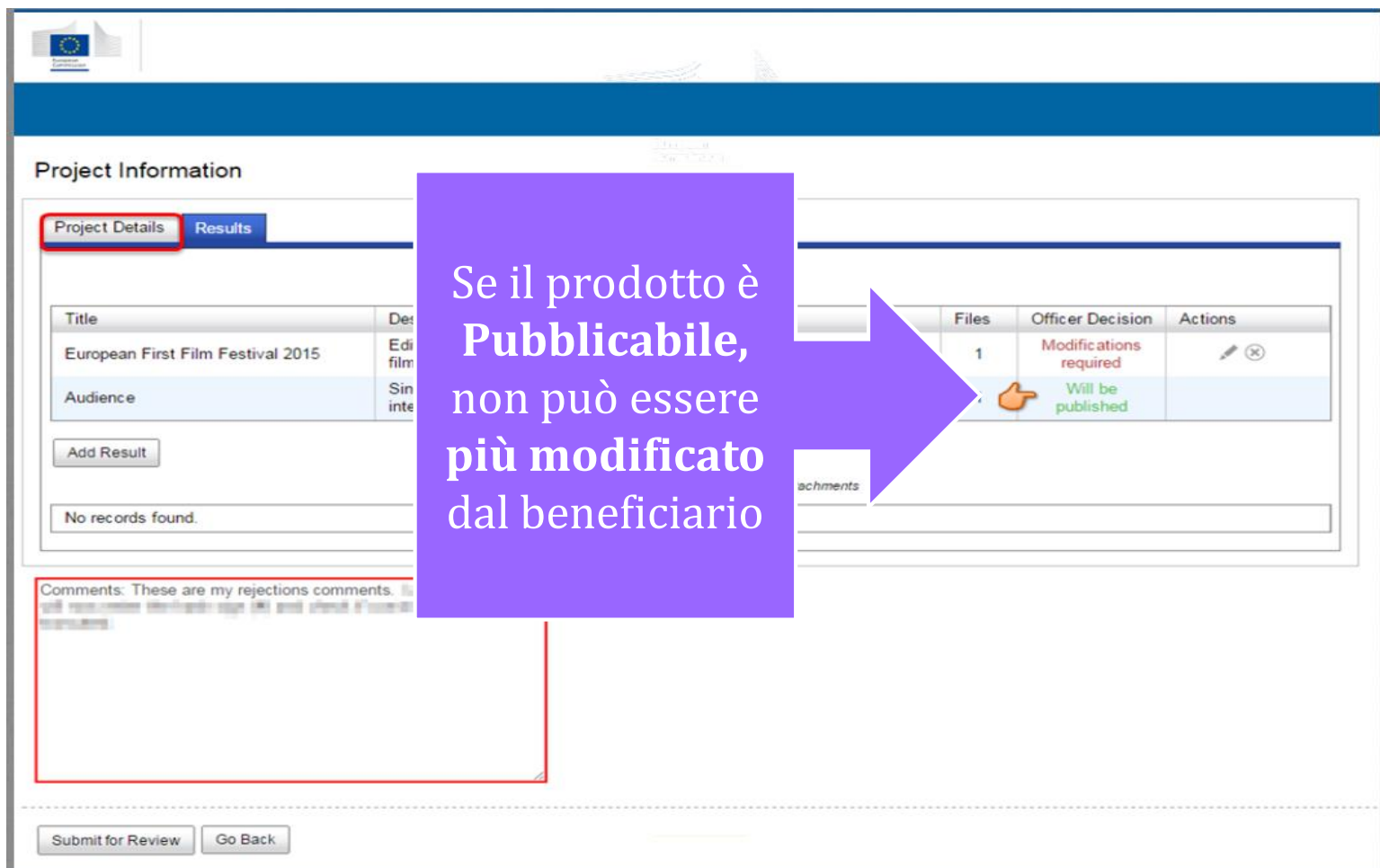
Comments: These are my rejections comments.

Submit for Review Go Back



ELINA MA
10.19



Prodotto Pubblicabile



The screenshot shows the 'Project Information' page in the Erasmus+ system. The 'Project Details' tab is selected. The project title is 'European First Film Festival 2015'. The 'Audience' field is empty. Below the form is a table with the following data:

Files	Officer Decision	Actions
1	Modifications required Will be published	 

A purple callout box with a white arrow points to the 'Modifications required' and 'Will be published' status in the table. The text in the callout box reads: 'Se il prodotto è Pubblicabile, non può essere più modificato dal beneficiario'.

At the bottom of the page, there are two buttons: 'Submit for Review' and 'Go Back'.



Modification Required

Project Information

Project Details Results

Title
European First Film Festival 2015

Audience

Add Result

No records found.

Files	Officer Decision	Actions
1	Modifications required	
1	Will be published	

Comments: These are my rejections com...

Submit for Review Go Back

Se modifiche, richieste il dettaglio presentato in questo riquadro viene



ATTENZIONE!!!!

- **Uploada** i prodotti/risultati nell'ordine numerico progressivo (dal minore al maggiore), nominando l'output così come presente nel formulario di candidatura (ad esempio: *Output n. 1 - sito web*). Nella Piattaforma i prodotti/risultati infatti seguono l'ordine di inserimento da parte del Beneficiario.
- **Ricorda** di salvare ed inviare (*Save e Submit*) solo dopo aver uploadato tutti gli output . Se per errore effettui il *submit* prima di aver concluso definitivamente l'upload, devi contattare lo staff AN nella persona del tutor di progetto.
- **Ricorda** di dare "visibilità" all'Unione Europea sui prodotti/risultati. Devi rendere visibile il sostegno ricevuto nell'ambito del Programma Erasmus + in tutte le comunicazioni e nel materiale promozionale, ivi inclusi gli output di progetto. Le linee guida al corretto utilizzo dei loghi, sono disponibili all'indirizzo <http://eacea.ec.europa.eu/about-eacea/visual-identity.en>.
- **Ri-Elabora** correttamente la sintesi in inglese, presente nel Rapporto finale. La sintesi deve essere sintetica e comunicativa, non risultare eccessivamente descrittiva e didascalica, incentrata sugli obiettivi e sui risultati conseguiti nella fase ex-post



Strumenti informativi

Pagina Beneficiario EPRP

- *Guida del beneficiario*
- **FAQ** su **EPRP** destinata ai beneficiari
- **Documento** su **Strategia disseminazione** della CE

Sito Comune Nazionale

- *1 Video AN di presentazione piattaforma EPRP e di assistenza inserimento prodotti*
- *Presentazioni Seminari Start Up*

Come chiedere aiuto?

<http://ec.europa.eu/programmes/erasmus-plus/projects/>

Helpdesk comunitario

EAC-PROJECTSPLATFORM-HELPDESK@ec.europa.eu

Agenzia Nazionale

*Francesca Trani (f.trani@inapp.org)
Tutor del progetto*

*Cambiare vita
Aprire la mente*

*Ispirare e
essere ispirati*

*Essere
visibili*

*Condividere i
risultati*